

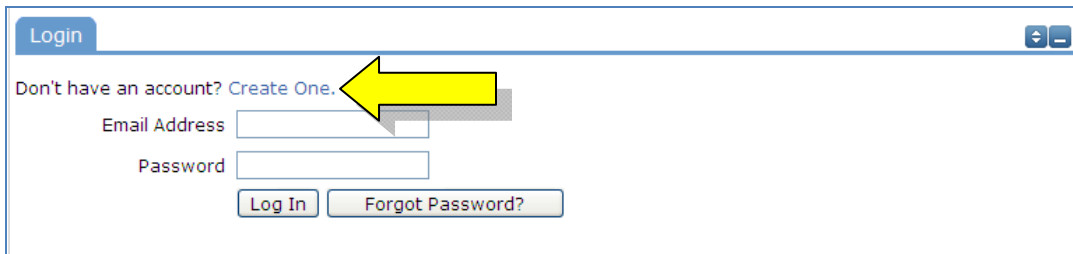
# How to Request Access to Submit Online Facilities Requests

Newfield Central School District is now taking facility requests online through SchoolDude's CommunityUse calendar and request system. With this new process, the community can view events on an online calendar, as well as submit their one-time or recurring facility use requests online.

Once you have accessed the CommunityUse hyperlink (<https://www.communityuse.com/default.asp?acctnum=840378601>), you will see the district's monthly event calendar. At the top of the page, you'll also see a link to **Login to Request Facility Use**.

Welcome Guest! [Log in to Request Facility Use](#)  
North Carolina School District

Click on that link to Login:

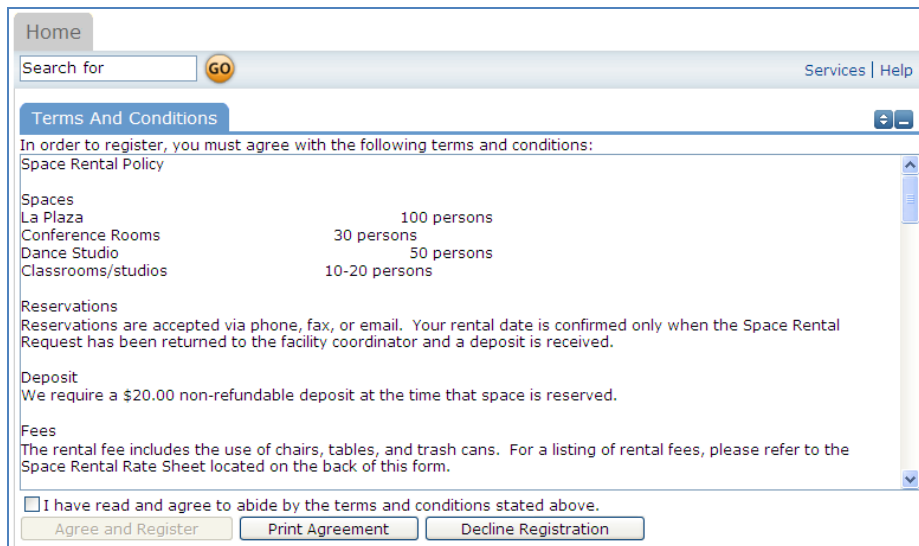


The screenshot shows a login form with the following elements:

- Header: "Login" with window control buttons.
- Text: "Don't have an account? [Create One.](#)" with a yellow arrow pointing to the "Create One" link.
- Form fields: "Email Address" and "Password".
- Buttons: "Log In" and "Forgot Password?".

Because this will be your first time logging into the system, click on the **Create One** link to create an account and request access to submit online requests. You will have to be approved as a requester for your community organization before you can start submitting your facility requests.

If the district has a Terms and Conditions form uploaded, you will be asked to read and agree to the terms first.



The screenshot shows a "Terms And Conditions" page with the following content:

- Header: "Home" and "Search for" with a "GO" button and "Services | Help" link.
- Section: "Terms And Conditions" with window control buttons.
- Text: "In order to register, you must agree with the following terms and conditions:"
- Section: "Space Rental Policy" with a table of spaces and capacities:

Spaces	Capacity
La Plaza	100 persons
Conference Rooms	30 persons
Dance Studio	50 persons
Classrooms/studios	10-20 persons

- Section: "Reservations" with text: "Reservations are accepted via phone, fax, or email. Your rental date is confirmed only when the Space Rental Request has been returned to the facility coordinator and a deposit is received."
- Section: "Deposit" with text: "We require a \$20.00 non-refundable deposit at the time that space is reserved."
- Section: "Fees" with text: "The rental fee includes the use of chairs, tables, and trash cans. For a listing of rental fees, please refer to the Space Rental Rate Sheet located on the back of this form."

At the bottom, there is a checkbox:  I have read and agree to abide by the terms and conditions stated above.

Buttons: "Agree and Register", "Print Agreement", and "Decline Registration".

Check the Box, and Choose Agree and Register.\* You can access an easier to read agreement under the Documents tab. However, clicking Print Agreement here is not recommended.




I have read and agree to abide by the terms and conditions stated above.

You will then be asked to complete the following Personal Profile Form.

Click Save and Next once you've filled in all required fields.

Academy of Carolina North at Edgestow Welcome Guest! Log in to Request Facility Use North Carolina School District



Home Documents Help

Search for

**Step 1 of 3: Personal Profile**

**Registration Wizard**

[Personal Profile](#) Request Organizations Confirmation

**My Contact Settings**

First Name  Last Name

Email Address

Phone Number

Cellular Phone

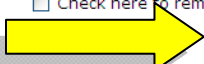
Your Address  \*

\*  
*Note: This is your Contact Address. You will enter the organization address on the next page.*

**Password Settings**

Password  Verification

Check here to remove self from all event-related email notifications.



On the Request Organization page you can request to be an OEC (Organization Event Coordinator) for one or more Organizations. Simply fill in the required fields and click “Add Organization”.

**Step 2 of 3: Request Organizations**

Registration Wizard

Personal Profile [Request Organizations](#) Confirmation

Request Your Organization

Organization Name |

Organization Type |

Organization Address |

Use Your Contact Address as Organization Address

Requested Organization List

Organization Status	Organization Name	Organization Type	Address
No record found			

You will then see the message “Pending” next to the requested Organization.

Once you’ve added all of the Organizations you would like to submit requests for, click “Save & Next”

Requested Organization List

1 - 1 of total 1 listed

Organization Status	Organization Name	Organization Type	Address
<input checked="" type="checkbox"/> Pending	Smith Learning Co.		5001 Revenue Blvd Cash, NC 55554

On the final page, confirm the information and click Submit Requests.

**Step 3 of 3: Request Confirmation**

Registration Wizard

Personal Profile Request Organizations [Confirmation](#)

Confirmation

**Please review your information below.**  
**Click the 'Submit Requests' button to submit your requests for approval.**

**Name** Adam Smith  
**Email Address** adam@trading.email.com  
**Phone Number** 111-212-1122  
**Cell Phone**  
**Your Address** 5001 Revenue Blvd  
Cash, NC 55554

1 - 1 of total 1 listed Previous 10 Next 10

Organization Status	Organization Name	Organization Type	Address
Pending	Smith Learning Co.		5001 Revenue Blvd Cash, NC 55554

Submit Requests Cancel

An email will go to the districts FSDirect Administrator who will review your request and make sure you are associated with the correct Organization(s) in their master list.

You should receive email confirmation of your request. You will receive additional notifications letting you know if your request was accepted or declined.

**Step 3 of 3: Request Confirmation**

Registration Wizard

Personal Profile Request Organizations [Confirmation](#)

Confirmation

Your Organization Requests have been submitted.

They will be processed shortly, and you will receive e-mail updates of their status.

If you have any questions, contact SchoolDude CUse Contact at 919-555-1212 or schooldude.admin+CUSEcontact@gmail.com.

If your registration is accepted, you can return to the CommunityUse login page and login to begin requesting facility usage.